



admin@ableensemble.com
 www.ableensemble.com
 f o ableensemble

A Midsummer Night's Dream Pre-Show Workshop


	<p>I am going to participate in a Workshop with A.B.L.E. - Artists Breaking Limits & Expectations.</p> <p>A.B.L.E. is a nonprofit organization based in Chicago. A.B.L.E. creates theatre and film projects for, with, and by individuals with intellectual and developmental disabilities.</p> <p>I can learn more about A.B.L.E. at ableensemble.com</p>
	<p>A.B.L.E. will offer a workshop before both performances of <i>A Midsummer Night's Dream</i>.</p>
	<p>The goal of the workshop is to share how A.B.L.E. makes our productions. Through different games and activities, I can learn more about A.B.L.E.'s process and the characters of <i>A Midsummer Night's Dream</i>.</p>
	<p>Workshops will start one hour before the house opens on each day.</p> <p>The workshops will last 45 minutes.</p>



If I am attending the show on **Saturday June 10th**, the workshop will **start at 5:30 PM**. The workshop will **end at 6:15 PM**.



start



end



If I am attending the show on **Sunday June 11th**, the workshop will **start at 12:30 PM**. The workshop will **end at 1:15 PM**



start



end



This social story will help answer questions about how to prepare for the session, what will happen in rehearsal and what to expect.

There are sections in this social story:

- 1) [Who Will I Meet at the Workshop?](#) (pages 3-4)
- 2) [Getting to the Workshop at CST](#) (pages 5-7)
- 3) [What Will Happen at the Workshop?](#) (pages 8-11)









If I have other questions, or access needs, I can contact A.B.L.E.'s Program Manager.

Her name is **Beth**.


I can call or text Beth at **773.234.8879**

1) Who will I meet at the Workshop?

	<p>I will get to meet and play with many different people during the workshop including:</p> <ul style="list-style-type: none"> ● 3 Teaching Artists ● 2 Creative Associates ● Other audience members attending the show
	<p>Teaching Artists direct A.B.L.E.'s ensembles. They work together to create lesson plans, and make sure everyone has the tools they need to succeed.</p>
  	<p>The same 3 Teaching Artists will co-lead both workshops.</p> <p>Their names are:</p> <ul style="list-style-type: none"> ● Kaylie Honkala ● Arin Mulvaney ● Melanie Zehner
	<p>Creative Associates (CA) are long-time A.B.L.E. ensemble members who have jobs with A.B.L.E. . They are employed to co-lead outreach sessions and support administrative projects.</p> <p>Two different Creative Associates will support each pre-show workshop.</p>



On **Saturday June 10th**, the **Creative Associates** that will co-lead the session are **Colleen Altman & Andrew Kosnik**



On **Sunday June 11**, the **Creative Associates** that will co-lead the session are **Rachel Buchanan & Matt La Chapelle**



There will be up to 20 participants in each workshop.

All of the participants are people attending A.B.L.E.'s production of *A Midsummer Night's Dream*. We are all part of the A.B.L.E. community.








All of us will **work together to learn new things!**



One way we can support each other is by wearing **a mask that covers my nose and mouth at the workshop and during the show.** This is to help protect people around me who might be at risk for getting very sick by being around a lot of people.

2) Getting to the Workshop at Chicago Shakespeare Theater

	<p>The workshop will take place at Chicago Shakespeare Theater on Navy Pier.</p> <p>There are many different ways to get there. A.B.L.E. has created another social story all about Transportation to Navy Pier.</p> <p>I can click this link to view the Transportation Social Story.</p>
	<p>I will arrive at the main lobby for Chicago Shakespeare Theater.</p>
	<p>First, I will have to get my tickets.</p> <p>When I enter the lobby, I can turn RIGHT to get my tickets from the Box Office.</p>
	<p>Then, I can wait in the lobby until an A.B.L.E. team member lets me know that it is time to go to the workshop.</p>
	<p>The workshop will take place in Dress Circle on the second floor.</p> <p>The furniture will be moved out of the way so we have space to move and work.</p> <p>There are two ways to get to the Dress Circle: I could take the stairs or the elevator.</p>



TO TAKE THE STAIRS:

If I am facing the box office, I will look LEFT to see the stairs. They are just past the bust of Shakespeare's head.

I can take the stairs up one level to the workshop.

When I come up the stairs an A.B.L.E. team member will greet me.



TO TAKE THE ELEVATOR:

If I am facing the box office, I will look to my RIGHT to see the elevators.

I can take the elevator to the **second floor**.

When I get off of the elevator, an A.B.L.E. team member will greet me and help to point me in the right direction. I will turn right at the pillar to go toward the rehearsal space.



The workshop area is on the second floor. There is a Circular Gallery that gives the area its name “The Dress Circle.”

I can look down or up from the hallways.

I should not lean on the railings or over the railings.

If I am scared of heights, I don't have to go near the railing.



If I need to use the bathroom or get a drink of water during the workshop the bathrooms are located on the other side of the Dress Circle.



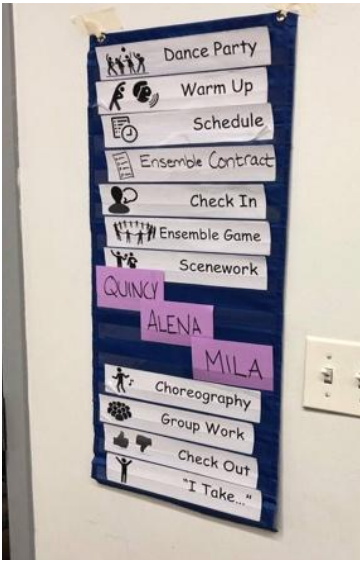




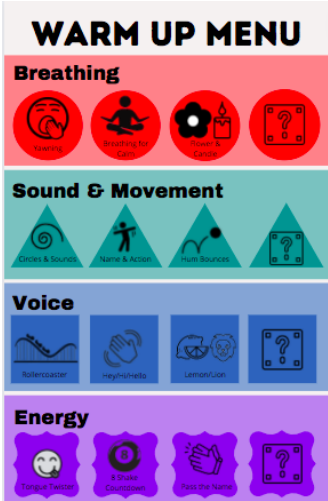




The workshop is in a public space.

I might hear conversation from people in the lobby, or there might be people who pass by on their way to other spaces in the building.

This is okay.

3) What will happen at the workshop?

	<p>We will start with a Dance Party!</p> <p>This is a time to say hi to each other, socialize, and get our bodies warm.</p>
	<p>Then a Teaching Artist will review our goal and schedule for the day.</p> <p>Every A.B.L.E. session follows the same basic schedule.</p>
	<p>One person will be asked to be our schedule keeper for the day.</p> <p>They will help us keep track of what we have done.</p>
	<p>Next, a Creative Associate will lead our Ensemble Pact.</p> <p>These are the promises we make to each other for our time in rehearsal.</p> <p>One person will say the pact, and the rest of us will repeat:</p> <p><i>We are an ensemble We have to work together And support each other In rehearsal I will Listen Focus Be Respectful Try my best Have fun!</i></p>

	<p>Then it is time for a Warm Up. This is a chance to get our bodies, voices, and minds ready for rehearsal.</p>
	<p>Every warm up has 4 different types of exercises:</p> <ul style="list-style-type: none"> • Breathing • Sound & Movement • Voice • Energy
	<p>For the rest of rehearsal, we will play different Games and Activities to learn the characters and plot of <i>A Midsummer Night's Dream</i>.</p> <p>Some of these will be activities that use the whole group.</p> <p>Sometimes I will work with a small group or a partner, or I might work solo.</p>
	<p>Some games might be new to me.</p> <p>They might seem scary, silly, or confusing at first.</p> <p>I will be brave and try new things!</p>
	<p>Here to There</p> <p>This explores the characters from <i>A Midsummer Night's Dream</i> through movement and actions.</p>
	<p>On the Spot</p> <p>This explores the Settings from <i>A Midsummer Night's Dream</i>, and helps us work on listening and teamwork.</p>



Fetch Me That Flower

This game helps us focus on the relationship between the characters Oberon and Puck. It also helps us build skills like imagination, saying “YES” to each other’s ideas, and practicing movement.



Lines From a Hat

This will help us understand A.B.L.E.’s signature Dropping In Method.



During the workshop, I can always grab a tool from the **sensory toolbox** to help me focus.



We will move a lot in rehearsal.

If I need to sit down, or take a break, that’s okay.



After our activities for the day, it will be time for a **Check Out**.

Check out is a time to reflect on our rehearsal and share how I feel, what I liked or didn’t like.

I can sit on the floor or get a chair if I am more comfortable.



Last, we will do **I Take from the Heavens**.

This is one last chance for us to come together as a group.

A Creative Associate will call out one line at a time , and the rest of us will repeat.

*I take from the heavens
All that I need
And I bring it into me
I take from the earth
All that I need
And I bring it into me
And when I have it inside me
I give it away.*



Then the workshop is over!



The Creative Associates and Teaching Artists will help all of us workshop participants find our way to the performance.

The performance is in the **Upstairs Theater on the 6th Floor**. I can take the stairs or the elevator.

Workshop participants will be able to go into the theatre first, and can select our seats first!